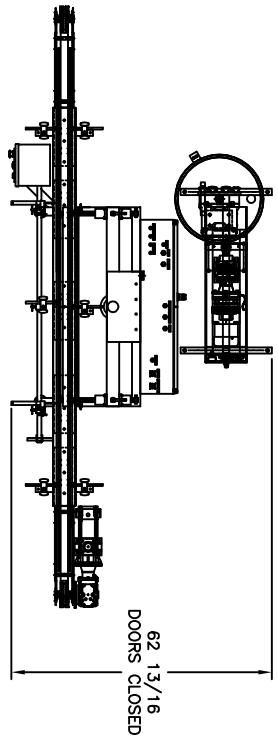
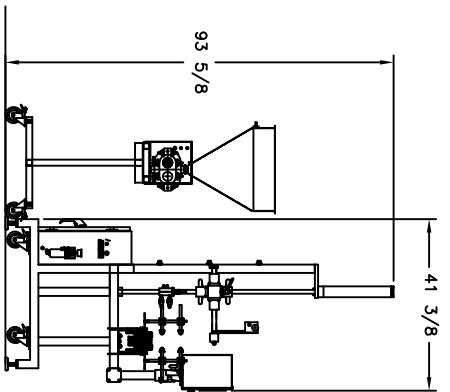


REV.	ECO #	DESCRIPTION	DATE	NAME
B	---	CHANGE LAYOUT	12/1/17	DCM

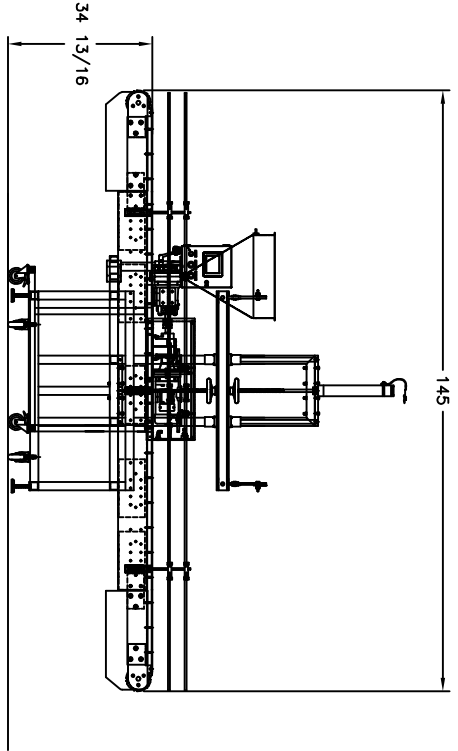
-TOP VIEW-



-SIDE VIEW-



-FRONT VIEW-



- NOTE-
- 1) ALL WELDS SHOULD BE GROUND AND POLISHED SMOOTH TO A #3 (150 GRIT) FINISH.
 - 2) ALL ROUGH EDGES SHOULD BE CLEANED OF ANY BURRS.
 - 3) ALL ANGLES ARE AT 90° UNLESS OTHERWISE NOTED.
 - 4) ALL RADII AND CORNERS ARE TO BE A 1/32 UNLESS OTHERWISE NOTED.

DIMENSIONS ARE IN INCHES UNLESS OTHERWISE NOTED		REMOVE BURRS AND SHARP EDGES		TOLERANCES UNLESS OTHERWISE NOTED:		ANGLES 45°-90° FRACTIONS 1/16		DECIMALS: X ±.030 XX ±.010 XXX ±.005	
PROJECT NO.		PROJECT NAME		PART NAME		FINISH		MATERIAL	
				LAYOUT, GEN 6 SINGLE HEAD W/ ODEN CONVEYOR		#3		304 S.S.	
QTY		SCALE		DWT		DATE		ENGR	
ONE (1)		20X		MJR		11/22/17		DCM	
SHEET		1 OF 1		DRAWING NO.		OM1034-238			



ODEN MACHINERY, INC.
180 PINE TOPS DRIVE
TOWANNA, NEW YORK USA 14150
PHONE (716) 874-3622
TOLL FREE (877) 874-3000
FAX (716) 874-3000

THIS MATERIAL IS THE EXCLUSIVE PROPERTY OF ODEN MACHINERY, INC. ANY REPRODUCTION OR TRANSMISSION TO OTHERS IS PROHIBITED WITHOUT PRIOR CONSENT.